





Controlled Environment Equipment Product Price List


Effective 11/27/2013




**SILENT in-room
installations (GC)**



**Remote/ducted
locations (HS)**



**Cabinet and wine
wall installations (CTI)**



Cabinet installations (CE)

Controlled Environment Ordering and Installation Tips -

1. Determine unit style (in-room, wall mount, external to room, etc.)
2. Use unit capacity requirements based on 16 hour run-time to determine evaporator part number
3. Select condensing unit model with a lower capacity than the evaporator.
4. Fan cycling or suitable head pressure capacity control advisable.
5. Specify the Liquid Line Solenoid Valve voltage
6. Condensing unit must have a suction accumulator.
7. Determine temperature control methodology
8. Unit specs assumes the areas surrounding the

humidity controlled room are maintained to ASHRAE conditions of 80°/67°. For humidity controlled rooms with different surrounding conditions, please contact LRC.

Please note - Room must have a vapor barrier for proper cooling. Lack of vapor barrier may lead to mold/mildew issues.

If you have questions regarding Controlled Environment equipment or room design, visit www.LRCCoil.com and click on the Wine Room Calculator button, contact your wholesaler or call LRC Coil at 562-944-1969.

Table of Contents


CE - Cabinet Evaporator	5
CT* - Cabinet Top Internal/External Evaporator .	5
DQ - Double Ended Quiet	4
GC - Custom Gravity Coil	8
HS - High Static In-Line Cooler	2
LPA-Q - Low Profile Air Defrost Quiet	4
RM - Rack Mount	3
SLA-Q - Slim Line, Quiet	7

SLPA-Q - Super Low Profile Air Defrost, Quiet ...	7
VAH - Vertical Air Handler	2
VRM - Vertical Rack Mount	3
WM - Wall Mount.....	6
LRC Coat™ Anti-Corrosion Coating	9
Replacement Coils/Experience	10
Terms of Sale/Warranty	11

HS – High Static, Quiet/Low Velocity

Air Defrost - 1,823 to 19,820 BTUH capacity

Application – In line unit, can be located up to 25' from refrigerated room



**Ideal for Wine Rooms
Tobacco Lockers
Fur Storage**

HS Evaporator Capacities

Model No.	CFM	Cap. @ 17°F TD 38° ST, 55° Room	
		R22	R134
HS-25	220	2,117	2,023
HS-31	380	4,793	4,471
HS-47	490	7,635	6,915
HS-66	750	8,666	8,080
HS-87	810	12,310	11,840
HS-120	1,400	19,820	18,624

HS Evaporator Product Series

Model No.	Volts	List Price W/LRC Coat™	Dimensions			Duct Dia.	Ship Wt.	Secondary Drainpan	
			Length	Width	Height			Model No.	List Price W/LRC Coat™
HS-25		\$3,910	22 1/2	15 7/8	13 3/8	8	60	DP-25	\$927
HS-31		\$4,160	25 1/8	22 7/8	16 3/8	8	105	DP-31	\$1,035
HS-47		\$5,010	25 1/8	22 7/8	20 3/8	10	120	DP-47	\$1,082
HS-66	115	\$6,390	27 1/8	22 7/8	20 3/8	10	125	DP-66	\$1,099
HS-87		\$6,580	27 1/8	22 7/8	22 3/8	10	135	DP-87	\$1,122
HS-120		\$7,800	27 1/8	27 7/8	26 3/8	12	150	DP-120	\$1,262

Expansion valve, LLSV, speed control standard

Drainpan and coil coated with LRC Coat™ Protective Coating

Other capacities and configurations available. Contact factory for details

Options Available–

- Stainless steel or painted cabinets available for corrosive environments
- Custom or OEM units can be made to order.

Secondary Drainpan RECOMMENDED –

- To eliminate condensate overflow in sensitive or limited access areas

Consult Factory for Details

VAH – Vertical Air Handler, Quiet/Low Velocity

Air Defrost - 1/4" H₂O Static Pressure, 2,023 to 19,820 BTUH capacity

Application – Vertical airflow, mechanical closets

**Ideal for Wine Rooms
Tobacco Lockers
Fur Storage**



VAH Evaporator Product Series

Model No.	BTUH Cap. @ 17° TD 38° ST, 55° Room		Volts	List Price W/LRC Coat™	Dimensions			Ship Wt.
	R22	R134			Height	Width	Depth	
VAH-25	2,117	2,023		\$5,166	20 1/4	15 15/16	12 7/16	35
VAH-31	4,793	4,471		\$5,495	25 1/8	22 7/8	18 1/4	42
VAH-47	7,635	6,915	115	\$6,619	30 1/8	20 7/8	15 5/8	48
VAH-66	8,666	8,080		\$7,915	39 1/8	22 7/8	18 1/4	54
VAH-87	12,310	11,840		\$8,689	39 1/8	22 7/8	18 1/4	58
VAH-120	19,820	18,624		\$10,302	44 3/8	27 7/8	20 5 1/16	63

Expansion valve, LLSV standard.

Drainpan and coil coated with LRC Coat™ Protective Coating

1 inlet and 2 outlet access doors. For proper air flow, at least one access door must be removed from each end.

Options Available–

- Copper coils for coastal or special applications
- Stainless steel or painted cabinets available for corrosive environments
- Pre-charged, custom or OEM units can be made to order.

RM – Rack Mount, Very Quiet/Low Velocity

Air Defrost - 2,572 to 6,629 BTUH capacity

Application – Horizontal mounting, small to medium wine rooms

Ideal for Wine Rooms
Tobacco Lockers
Fur Storage



RM Evaporator Product Series

Model No	Cap. @ 17°F TD 38° ST, 55° EAT		Volts	List Price W/LRC Coat™	Dimensions (Inches)			Ship Weight
	R22	R134a			Width	Length	Height	
RM-25	2,654	2,572		\$2,621	11	30	11 3/8	45
RM-35	3,543	3,228	115	\$2,729	11	36	11 3/8	50
RM-50	4,996	4,550		\$3,393	11	36	14 3/8	54
RM-65	6,629	6,500		\$3,865	11	42	14 3/8	64

Options Available–

- Stainless steel or painted cabinets for coastal or special applications
- Pre-charged, custom or OEM units can be made to order.

Consult Factory for Details

Expansion valve, LLSV and fan speed control standard.
5 removable inlet doors at one end and 5 removable outlet doors at the opposite end allow RM units to be configured to your specifications.
For proper air flow, at least one inlet/outlet door on each end must be open.
Custom configurations available; call factory for details.
Drainpan and coil coated with LRC Coat™ Protective Coating

Our website has a Wine Room Capacity Calculator that instantly determines room loads and capacities, enabling you to know cooling equipment requirements based on your exact specifications. Visit LRCCoil.com for details.

VRM – Vertical Rack Mount, Very Quiet/Low Velocity

Air Defrost - 2,572 to 6,629 BTUH capacity

Application – Vertical/corner mounting, small to medium wine rooms, designed for corner “dead” areas

Ideal for Wine Rooms
Tobacco Lockers
Fur Storage



Options Available–

- Stainless steel or painted cabinets for coastal or special applications
- Pre-charged, custom or OEM units can be made to order.

Consult Factory for Details



VRM Evaporator Product Series

Model No	Cap. @ 17°F TD 38° ST, 55° EAT		Volts	List Price W/LRC Coat™	Dimensions (Inches)			Ship Weight
	R22	R134a			Width	Length	Height	
VRM-25	2,654	2,572		\$3,563	11 3/8	11 3/16	41 1/2	48
VRM-35	3,543	3,228	115	\$3,836	11 3/8	11 3/16	45 1/2	56
VRM-50	5,143	5,050		\$4,219	11 3/8	11 3/16	47 1/2	59
VRM-65	6,629	6,500		\$4,477	11 3/8	11 3/16	51 1/2	63

Expansion valve, LLSV and fan speed control standard.
3 removable inlet doors at the top and 2 removable outlet doors at the bottom allow VRM units to be configured to your specifications.
For proper air flow, at least one inlet/outlet door must be open.
Custom configurations available; call factory for details.
Drainpan and coil coated with LRC Coat™ Protective Coating

LPA-Q – Low Profile, Quiet/Low Velocity

Air Defrost - 1,463 to 7,572 BTUH capacity

Application – Small to medium size rooms, display cabinets

Ideal for Wine Rooms
Tobacco Lockers
Fur Storage



Options Available–

- Stainless steel or painted cases
- 230 volt configurations
- Custom or OEM units

Consult Factory for Details

LPA Evaporator Product Series

Model No.	Cap. @ 17° TD 38° ST, 55° EAT		Volts	List Price W/LRC Coat™	Dimensions (Inches)			Ship Weight
	R22	R134a			Width	Length	Height	
LPA17-10-Q	1,463	1,493		\$1,809	16 3/4	14 1/2	4 3/4	20
LPA17-13-Q	1,834	1,837		\$1,880	20 3/4	14 1/2	4 3/4	24
LPA27-18-Q	2,228	2,309		\$2,179	24 1/4	14 1/2	4 3/4	29
LPA27-23-Q	2,983	2,924	115	\$2,296	31 3/4	14 1/2	4 3/4	37
LPA37-32-Q	4,759	4,812		\$3,097	40 1/4	14 1/2	4 3/4	46
LPA47-42-Q	5,805	5,801		\$3,329	53 3/4	14 1/2	4 3/4	55
LPA57-55-Q	7,577	7,572		\$3,726	53 3/4	16 3/4	6 3/4	73

Expansion valve, LLSV installed standard.

Speed controls not recommended for LPA- Q units

Drainpan and coil coated with LRC Coat™ Protective Coating

Reverse pitch fan blade optional - \$41 per blade

230v configuration for LPA17-10-Q through LPA27-23-Q - \$330 additional per unit

230v configuration for LPA37-32-Q through LPA57-55-Q - \$660 additional per unit

Our Application Engineers can help you design the system you need. Call today, 562-944-1969, and we'll help you get the right LRC product for your project.

DQ – Double Sided, Quiet/Low Velocity

Air Defrost - 3,233 to 6,123 BTUH capacity

Application – Wine rooms, medium size coolers

Ideal for Wine Rooms
Tobacco Lockers
Fur Storage



DQ Evaporator Product Series

Model No.	Cap. @ 17° TD 38° ST, 55° EAT		Volts	List Price W/LRC Coat™	Dimensions (Inches)			Ship Weight
	R22	R134a			Width	Length	Height	
DQ-207	3,233	3,246		\$2,359			7 1/2	30
DQ-275	4,763	4,782	115	\$2,634	17 1/2	20	9 1/2	35
DQ-345	6,123	6,062		\$2,833			10 1/2	40

Expansion valve, LLSV installed standard.

Speed controls not recommended for DQ units.

Drainpan and coil coated with LRC Coat™ Protective Coating

230v configurations - \$330 additional per unit

Options Available–

- Stainless steel or painted cabinets for coastal or special applications
- 230 volt configurations
- Pre-charged, custom or OEM units can be made to order.

Consult Factory for Details

OUR UNCONDITIONAL GUARANTEE

We're proud of the workmanship that goes into every LRC product. Because of our exacting design and manufacturing standards and our thorough testing prior to shipping, we unconditionally guarantee our products to be free from manufacturing defects for one year. You can count on LRC Coil for quality heat transfer products.

CT* – Cabinet Top Evaporator, Quiet/Low Velocity

Air Defrost - 1,543 to 3,547 BTUH capacity

Application – Internal/External wine wall/cabinet, humidor installations



Ideal for Wine Walls
Tobacco Lockers
Fur Storage



External - CTE

Options Available–

- Stainless steel cases
- Custom or OEM units

Consult Factory for Details

Visit LRCCoil.com for additional product details.

CTI - Cabinet Top Internal Evaporator Product Series

Model No.	BTUH Cap. @ 17° TD +38° ST 55° Room		Volts	List Price W/LRC Coat™	Dimensions (Inches)			Ship Wt.
	R134a	R404a			Width	Length	Height	
CTI-15	1,537	1,543		\$2,410				39
CTI-25	2,507	2,517	115	\$2,542	12	48 1/8	6 3/16	45
CTI-35	3,538	3,546		\$2,675				49

AXV installed standard. Drainpan and coil coated with LRC Coat™ Coating.

CTE - Cabinet Top External Evaporator Product Series

Model No.	BTUH Cap. @ 17° TD +38° ST 55° Room		Volts	List Price W/LRC Coat™	Dimensions (Inches)			Ship Wt.
	R134a	R404a			Width	Length	Height	
CTE-25	2,507	2,517		\$2,613				51
CTE-35	3,538	3,546	115	\$2,684	12	48 1/8	8 1/8	59


AXV installed standard. Drainpan and coil coated with LRC Coat™ Coating.

CE – Cabinet Evaporator, Quiet/Low Velocity

Air Defrost - 1,883 to 12,928 BTUH capacity

Application – Display cabinets, humidors

Ideal for Wine Displays
Tobacco Lockers
Fur Storage



Options Available–

- Stainless steel or painted cases
- Custom or OEM units

Consult Factory for Details

Visit LRCCoil.com for additional product details.

CE - DX (Direct Expansion) Evaporator Product Series

Model No.	BTUH Cap. @ 17° TD +38° ST 55° Room		Volts	List Price W/LRC Coat™	Dimensions (Inches)			Ship Wt.
	R22	R134a			Width	Length	Height	
CE1-28	2,877	2,868		\$2,326	9 13/16	21	11 1/2	32
CE2-89	8,969	8,956	115	\$2,651	14 9/16	48	13 5/8	51
CE3-129	12,928	12,904		\$3,222	14 9/16	60	13 5/8	67

AXV, LLSV installed standard. Drainpan and coil coated with LRC Coat™ Coating.

Reverse pitch fan blade - \$41 per blade

230v configurations for - CE1 - \$330 additional per unit;

CE2 - \$660 additional per unit; CE3 - \$990 additional per unit

CE - CW (Chilled Water) Evaporator Product Series

Model No.	Cap. @ +42° EWT 55° EAT	GPM	Volts	List Price W/LRC Coat™	Dimensions (Inches)			Ship Wt.
					Width	Length	Height	
CE1-28	1,883	0.75		\$2,426	9 13/16	21	11 1/2	32
CE2-89	6,696	2.67	115	\$2,757	14 9/16	48	13 5/8	52
CE3-129	9,991	3.99		\$3,322	14 9/16	60	13 5/8	68

AXV, LLSV installed standard. Drainpan and coil coated with LRC Coat™ Coating.

Reverse pitch fan blade - \$41 per blade

Speed controls not recommended for CE-CW units

230v configurations for - CE1 - \$330 additional per unit;

CE2 - \$660 additional per unit; CE3 - \$990 additional per unit

WM – Wall Mount, Very Quiet/Low Velocity

Air Defrost - 1,522 to 3,530 BTUH capacity

Application – Small wine and fur storage rooms, tobacco lockers


Ideal for Wine Rooms
Tobacco Lockers
Fur Storage



Options Available–

- Stainless steel or painted cabinets for coastal or special applications
- Pre-charged, custom or OEM units can be made to order.

Consult Factory for Details



WM Air Defrost Cooler Product Series

Model No.	Cap. @ 17°F TD 38° ST, 55° EAT R22 R134a	Volts	List Price W/LRC Coat™	Dimensions (Inches)			Ship Weight
				Width	Depth	Height	
WM-15	1,546	1,522	\$3,202	16	5 7/16	36	50
WM-25	2,550	2,459	\$3,683	16	5 7/16	36	52
WM-35	3,530	3,217	\$4,235	16	5 7/16	36	52
WM-50	5,076	4,983	\$4,567	16	5 7/16	48	59

Expansion valve, LLSV and digital thermostat standard.

Unit can be painted or covered with decorative material to match room decor; however, top and bottom openings must not be obstructed.

Custom configurations available; call factory for details.

Drainpan and coil coated with LRC Coat™ Protective Coating

Wine Room Sizing Calculator Available at www.LRCCoil.com

Heat Transfer Solutions for:

- Commercial
- Residential
- OEM Applications

Example: RM-25, High Static

Product Search

HOME PRODUCTS NEWS ABOUT LRC CONTACT US TOOLS LOGOUT

Choose language: English

Profile Users Admin tools Calculations Drawings

WINE ROOM SIZING

Main params

Room inside width (feet)
2

Room inside depth (feet)
2

Room inside height (feet)
2

Desired room temperature (°F)
55

Maximum ambient temperature in the space around the room (°F)
80

Amount of lighting to be in the room (watts of lighting)
0

Hours per day lights will be on
1

Other loads in room (fans, radio, fountains etc) (watts of power)
0

Approximate hours per day other load will be on?
1

LRC Coil strongly recommends the installation of a vapor barrier in all controlled environment rooms. Lack of a vapor barrier can lead to excessive energy consumption and building mold and mildew. Consult a licensed architect for proper controlled environment construction details.

Will there be vapor barrier installed in the wall to prevent moisture migration?
☒ Yes ☐ No

Wall #1 params

Wall #2 params

Wall #3 params

Wall #4 params

Ceiling params

☐ Disclaimer: The results of this program are for general information purposes only. LRC Coil is not responsible for room designs or equipment selections based on the results shown. Please consult a professional architect or engineer with experience designing controlled environment rooms and HVAC systems, as well as local regulations, prior to construction.

LRC COIL COMPANY

12915 Telegraph Road Unit C, Santa Fe Springs, CA 90670. Phone: (562) 944-1969. Fax: (562) 944-4979

Products FAQ Legal/Privacy Coating Site Map Log In Industry Links Contact Us

LRC Coil's website (www.LRCCoil.com) offers a Wine Room Capacity Calculator that instantly determines room loads and capacities, enabling builders to know the wine room cooling equipment requirements based on their exact specifications.

LRC's Wine Room Capacity Calculator asks for room specifications such as room width, depth and height, ambient temperatures, desired room temperature, wall and ceiling construction, heat loads and other questions. Once the room parameters have been entered, LRC's Wine Room Capacity Calculator instantly provides the "Total Capacity Required (BTU/Day)" and "Refrigeration System Size" based on your specified hours per day run time and BTU's per hour.

To access LRC's Wine Room Capacity Calculator, visit LRCCoil.com and click on the green Wine Room Calculator button and log in. Enter your room information and click on the "Calculate" button at the bottom of the page. If you have questions, please call LRC at 562-944-1969.



SLA-Q – Slim Line, Quiet/Low Velocity

Air Defrost - 4,068 to 24,576 BTUH capacity

Application – Walk-in coolers, small to medium size rooms



Options Available–

- Stainless steel or painted cases
- Phenolic, polyester, or epoxy coated coil surfaces
- Copper fins
- Custom circuiting for Glycol or special applications
- Custom or OEM units

Consult Factory for Details

SLA Evaporator Product Series

Model No.	17° TD 25° ST 55° EAT R22/404a	Volts	List Price W/LRC Coat™	Dimensions (Inches)			Ship Weight
				Width	Length	Height	
8 FPI Units							
SLA18-54-Q	4,068		\$3,035		28 3/4		51
SLA28-108-Q	8,168		\$4,037		45 3/4		79
SLA38-163-Q	12,269	115	\$5,042	15 1/4	62 3/4	12 1/2	117
SLA48-217-Q	17,215		\$6,033		79 3/4		157
SLA58-270-Q	21,168		\$7,202		96 3/4		193
SLA68-322-Q	24,576		\$7,890		113 3/4		231

Expansion valve, LLSV installed standard.

Reverse pitch fan blade - \$34 per blade

Drainpan and coil coated with LRC Coat™ Protective Coating

Our website has a Wine Room Capacity Calculator that instantly determines room loads and capacities, enabling you to know cooling equipment requirements based on your exact specifications. Visit LRCCoil.com for details.

SLPA-Q – Super Low Profile, Quiet/Low Velocity

Air Defrost - 7,860 to 22,906 BTUH capacity

Application – Beverage coolers, larger coolers



Options Available–

- Stainless steel or painted cases
- Custom circuitry for Glycol available
- 230 volt configurations
- Custom or OEM units

Consult Factory for Details

SLPA Evaporator Product Series

Model No.	17° TD 38° ST 55° EAT R22/404a	Volts	List Price W/LRC Coat™	Dimensions (Inches)			Ship Weight
				Width	Length	Height	
6 FPI Units							
SLPA26-62-Q	7,860		\$4,268		47 1/4		53
SLPA36-95-Q	10,486		\$5,225		64 1/4		80
SLPA46-128-Q	15,773	115	\$5,975	18 1/4	81 1/4	9	106
SLPA56-162-Q	19,754		\$6,907		98 1/4		133
SLPA66-200-Q	22,906		\$8,117		115 1/4		159

Expansion valve, LLSV installed standard.

Drainpan and coil coated with LRC Coat™ Protective Coating

Reverse pitch fan blade optional - \$41 per blade

230v configurations for - SLPA2 - \$542 additional per unit;

SLPA3 - \$990 additional per unit; SLPA4 - \$1,320 additional per unit;

SLPA5 - \$1,650 additional per unit; SLPA6 - \$1,980 additional per unit

Visit LRCCoil.com for additional product details.

GC – Gravity Coil - Silent/Low Velocity

Convective Cooling - 1,303 to 10,100 BTUH capacity

Application – Silent, energy saving convective cooling for medium to high humidity rooms



Options Available–

Call for details

- Coated coils for coastal or special applications
- Stainless steel or painted cabinets available for corrosive environments
- Side trim kit available (shown in above photo)

GC Gravity Coil Product Series

Model No.	BTUH Cap. @ 17° TD 38° ST, 55° Room		List Price W/LRC Coat™	Dimensions			Ship Wt.
	R22	R134		Length	Width	Depth	
GC13W	1,308	1,333	\$3,783	42 3/4	15 3/8	10 3/8	143
GC20W	2,035	2,073	\$4,208	48 3/4	15 3/8	13 1/8	165
GC39W	3,925	3,915	\$5,391	60 3/4	21 3/8	13 1/8	179
GC52W	5,233	5,217	\$7,165	78 3/4	21 3/8	13 3/4	212

Expansion valve, LLSV standard.

Drainpan and coil coated with LRC Coat™ Protective Coating

LRC's Gravity Coils (GC) are energy saving, low noise units designed to provide low velocity convective cooling to medium or high temperature spaces. Visit LRCCoil.com for additional specifications or contact factory.

GC units are available in capacities to fit most any application and can be used with R-22, R134a, R404a or R410a refrigerants or chilled water.

Silent, energy-saving Gravity Coils can be made for almost any application. Contact factory for details.

Intentionally left blank


LRC Coat™ – Self Cleaning Coating Formula REPELS MOISTURE

Anti-microbial coil coating actively kills harmful biofilm growth that can lead to airflow contamination



Hydrophobic (water repelling) Protection System –

- Leaking wine corks can corrode copper. With LRC Coat™ Protective Coating, coils in wine units are guaranteed to last longer.
- LRC Coat™ will eliminate mold and harmful bacteria to help maintain healthy air inside of the building.



Don't let your equipment corrode in harsh environments. Call LRC Coil today.

Environmentally Friendly and Less Expensive

LRC Coat™ Protective Coating -

- Dipped/baked, self etching, water based epoxy
- Cures quickly - NO ADDITIONAL BUILD LEADTIME
- "Environmentally friendly" high performance resin
- *Less expensive* than solvent based products
- NO IMPACT on heat transfer or air flow
- Meets FDA/NSF requirements for indirect food applications

Why You Should Recommend LRC™ Coat Products To Your Customers -

- Stabilizes installed HVAC systems that have been degraded by corrosion, which delays equipment replacement costs
- Coated units are "self cleaning" due to hydrophobic formula which causes moisture/condensate run-off
- "Self cleaning" coils reduce pressure drop due to contamination and corrosion
- Anti-microbial additive kills algae/bacteria which helps maintain clean building air
- Increases equipment life with minimal maintenance
- Water based cleaners and coatings are safe, non toxic and low volatile organic compounds (VOCs)

LRC™ Coat Technical Specifications	
Gloss Level:	Full
Chemical Resistance:	Excellent (except for strong alkalis or oxidizing chemicals)
Solvent Resistance:	Dependent upon selection of solvent
Temperature Range:	Up to 240°F / 120°C
Fin Pattern:	Standard or enhanced fin designs
Fin Type:	Aluminium, Copper
Film Thickness:	7 -9 microns dry film thickness per coat
Heat Transfer:	Negligible impairment
Color:	Green (other colors available)

LRC™ Coat Cleaners -

- **ECRA-COH** - A passivated alkaline detergent designed to digest grease and dirt build up on condensers and condensing units. Biodegradable formula can be discharged into waste water system.
- **ECRA-ENZ** - A powerful, non-toxic cleaner specifically designed to clean and release biofilm deposits from a HVAC coil. Biodegradable formula can be discharged into waste water system.

LRC™ Coat Coil Antimicrobial Treatment -

- **ECRA-SHM** - Water-based epoxy resin reduces condensation which improves airflow and increases coil efficiency. Nano silver technology, provides microbial protection to exterminate unhealthy biofilm (algae/bacteria). Treatment provides hospital grade disinfection.

LRC™ Coat Evaporator Antimicrobial Treatment -

- **BCG (BIO-COIL GUARD)** - Antimicrobial coating, optimized with silver ion technology. Designed specifically for long term preservation of wet coil surfaces, such as industrial, commercial and residential evaporator coils or other 'wet' coil systems. Non-corrosive formula is safe for all evaporator coil surfaces.

Contact LRC for OEM availability and pricing

Tests Run on LRC™ Coat	Results
ASTM B117 Salt Spray 1000 Hours	Pass
ASTM B117 Salt Spray Test 3000 Hours	Pass
ASTM G85-AS 1000 Hrs Modified Salt Spray	Pass
ASTM G85 2000 Hrs Modified Salt Spray	Pass
ASTM G-87 Moist S02 Test	Pass
ASTM D 522 Flexibility Test	Pass
ASTM G21 Resistance to Fungi	Pass

Coils to Meet Your Application

Whether you're replacing an existing unit, or need a unit for new construction, LRC Coil can manufacture and deliver the coils you need.

Evaporators

Standard evaporator coils are available for consumer, industrial, or commercial applications. Manifold location, distributor sizing, and hot gas by-pass connections can be designed to fit your customer's needs.

Condenser Coils

Single and/or multiple circuit Condenser Coils can be manufactured to meet your condensing or heat recovery needs. Separate sub-cooling circuits can be manufactured within the unit for design simplification.

Water

Common hot and chilled water coils are available for chilled or hot water, or Glycol systems. Custom casings, fin spacing and circuiting designs to meet most any requirement are available.

Steam

Steam and steam-distributing coils, designed with rugged copper tubing and headers can be manufactured to meet most any need. A variety of connection locations and casings allow for a wide variety of mounting options.

Booster Coils

Hot water booster coils can be manufactured in a variety of row configurations and are designed with framed casings. Single and double feed or multiple circuits with manifolds are available.

OEM Units for Your Application

LRC can design and manufacture coils with sheetmetal enclosures and fans for custom or private label applications such as display cases or process equipment.

Replacement Coils

LRC can design and build a replacement coil for your existing application that will meet or exceed the original specifications.

Engineered to Your Specs

Engineering Experience

LRC Coil's engineering staff has many years of refrigeration engineering experience to help you design the optimum unit for most any application. If you need a replacement unit or an entirely new system, our engineers will do what it takes to design and build the right unit for your project.

On Time Delivery

LRC can manufacture units to meet your most demanding delivery schedule. We are ready to support your Just-In-Time program with short lead times or staged deliveries on standard items. And, with our experienced in-house design and manufacturing team, LRC can design and build custom configurations to meet the most demanding applications.

Design Services

All system designs are checked using ARI compliant software for proper system performance. LRC design engineers use state-of-the-art 3 dimensional computer software to ensure that all parts are designed to fit right the first time. Most importantly, we listen to your needs and requirements, and will design and build each unit to your exact specifications.

Coatings

Dipped and baked LRC Coat™ Epoxy Coating or other special coatings available upon request.

Terms and Conditions of Sale

1. Prices and specifications are subject to change without notice. Prices do not include local, state or federal taxes. LRC will add state sales tax to orders shipped within California unless the buyer has furnished acceptable tax exemption documents.
2. Quotations, unless otherwise specified, are good for 30 days.
3. Orders must be in writing and are subject to the acceptance of the seller.
4. Prices are FOB LRC Coil, Santa Fe Springs, CA.
5. For customers with established credit, payment is net 30 from date of invoice. Finance charges of 1¹/₂ % per month, or the maximum permitted by law, whichever is less, will be added to outstanding balances. Any in-house orders will be put on hold if there are any outstanding balances over ninety (90) days old on previous orders. A deposit may be required on custom orders.
6. Upon receipt of shipment, all items should be examined prior to signing transportation receipt. If any items appear to be damaged or are missing, buyer should require the transportation company to make notations of the delivery conditions on the freight bill. The buyer should then immediately file a damage or shortage claim with the carrier. Any claims for shortages must be made in writing to LRC Coil within 10 days after receipt of goods, and be accompanied by factory order numbers and reference to Bill of Lading.
7. Delivery dates are estimates only and are not guaranteed. LRC Coil will not be liable for delay in delivery due to, but not restricted to, Acts of God, public authority, labor disputes, accidents, weather calamity, shortages of materials, or other causes beyond LRC Coil's control.
8. Order cancellation or modification may only be made upon express written consent of LRC Coil Company on the condition that the seller shall be reimbursed for all losses and damages resulting from the cancellation.
9. Buyer shall obtain written permission from LRC Coil prior to return of any goods. A 30% restocking fee shall apply to all returned goods. Special orders are not returnable.
10. LRC Coil reserves the right to change specifications, design and materials as part of our ongoing product development efforts.

LRC Coil's Limited Warranty

LRC Coil Company (also known as "Seller") warrants against defects in material and workmanship for a period of 1 year from date of installation or 15 months from date of shipment when the equipment has been properly stored and /or installed and is in normal service. Seller's obligation under this warranty shall be limited to replacing or repairing any part returned to the seller within the warranty period, transportation charges prepaid, along with return shipping instructions and collect return shipping charges, and is proved to the seller's satisfaction that the part/product is inherently defective.

This warranty shall not apply to products which have been improperly installed, repaired, or altered in any way outside of the seller's factory, or products that have been subject to misuse, negligence, accident, or operated contrary to installation guidelines. Seller shall not be held liable for repairs made by the purchaser except by prior written authorization. Parts not manufactured by the seller such as motors, valves, or other items shall carry the manufacturers warranty.

Any implied warranty of merchantability or fitness for a particular purpose or use, shall be limited to the duration of the foregoing limited written warranty. Otherwise, the foregoing limited warranty is the buyer's sole and exclusive remedy and is in lieu of all other warranties, express or implied. Seller shall not be liable for special, incidental or consequential damages, including but not limited to, loss of anticipated benefits or profits, loss of savings or revenue, punitive damages, loss of use of the product or any associated equipment, cost of capital, cost of any substitute equipment or facilities, downtime, the claims of any third parties including customers, injury to property resulting from the purchase or use of the product or arising from breach of the warranty, breach of contract, negligence, strict tort, or any other legal or equitable theory, even if LRC Coil Company was aware of the likelihood of such damages. LRC Coil Company shall not be liable for loss of use during the period that the product is being repaired.